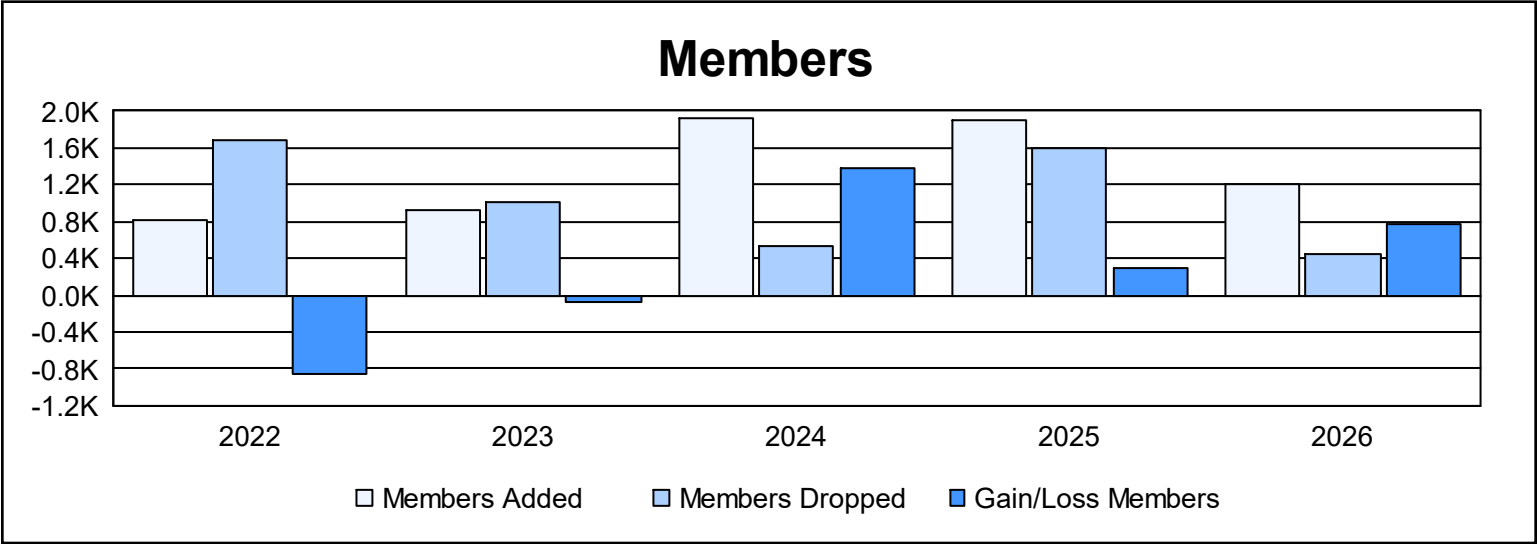
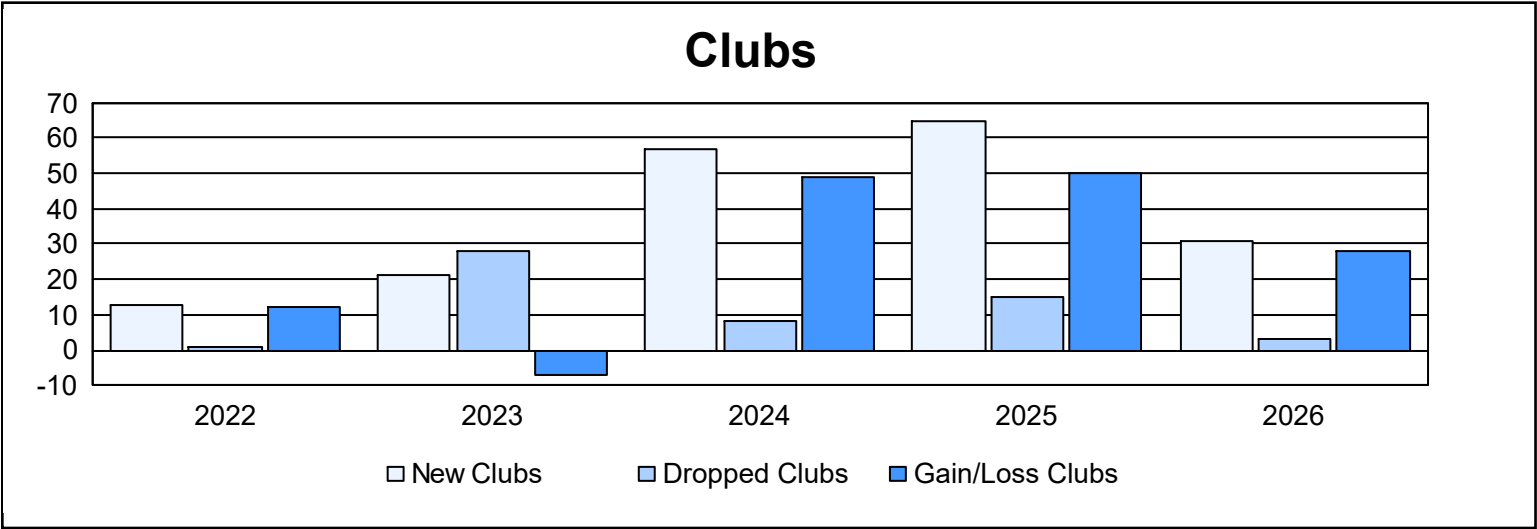
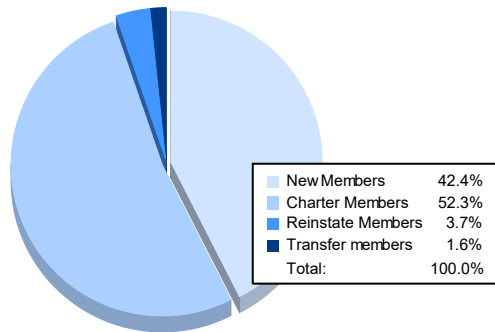


Year	New Clubs	Dropped Clubs	Gain/ Loss Clubs	New Members	Charter Members	Reinstate Members	Transfer Members	Total Member Added	Total Members Dropped	Gain/ Loss Members
2021-2022	13	1	12	359	412	31	20	822	1,686	-864
2022-2023	21	28	-7	389	495	39	5	928	1,005	-77
2023-2024	57	8	49	663	1,192	57	13	1,925	538	1,387
2024-2025	65	15	50	274	1,376	224	27	1,901	1,608	293
2025-2026	31	3	28	511	630	45	19	1,205	442	763
Average	37	11	26	439	821	79	17	1,356	1,056	300



### Membership Composition January 2026 Cumulative



### Gender Composition January 2026 Cumulative

